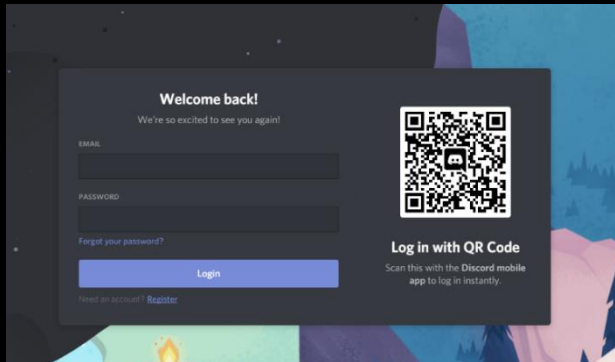


Discord Usage Guide

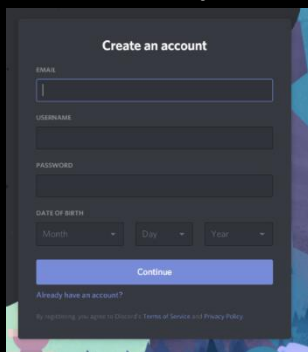
How to sign up:

- 1) First go to the discord website: <https://discord.com/login>
- 2) Log in if you have an account or select "Need an account? Register" to create one.

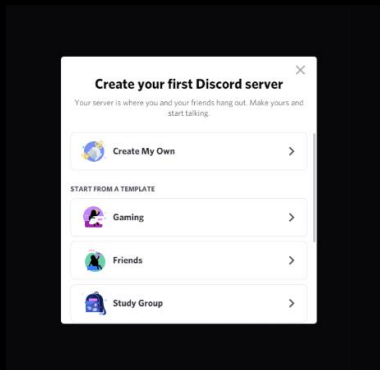


- 3) Create an account, click continue.

Note: Please use your first and last name as a username. ex: alejandrotorres



- 4) Close out of this dialog prompt. You do not need to create a Discord server.



Note: When using a web browser version, make sure to enable microphone access.

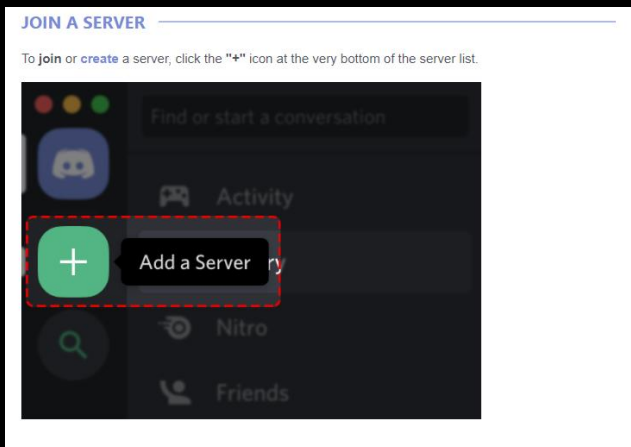
Discord can be used in a web browser, desktop app, and mobile app.

<https://discord.com/download>

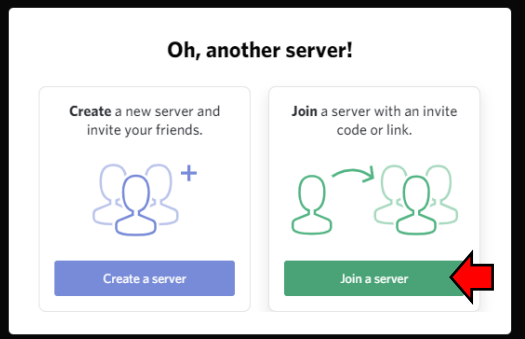
How to join the MBI Retreat Poster Session

Note: To join the MBI Retreat Poster Session you will need to use the invite link provided to all registered attendees on Monday Sept 14, 2020.

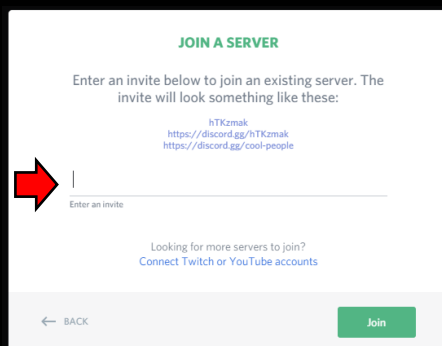
- 1) Select the "+ Add a Server" button



- 2) Select Join a server via the prompt.




- 3) Paste the MBI retreat server invite link.



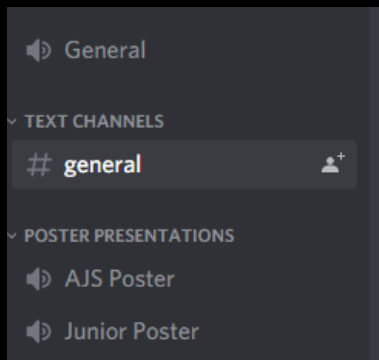
Note: The discord server link must be used in this prompt, it will not work in the search/address bar.

- 4) If you leave the server or get kicked out, to return to the server select the MR button on the side bar, which represents the MBI Retreat server.

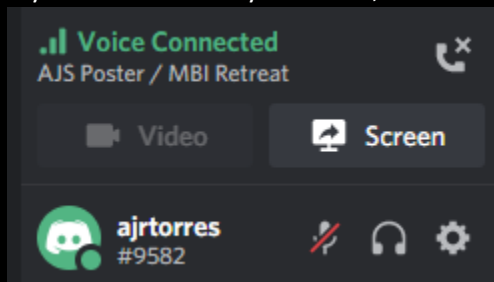


How to join the MBI Retreat Poster Session rooms

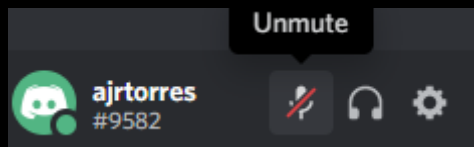
- 1) Double click on the desired “Poster Presentation” channel you wish to join.



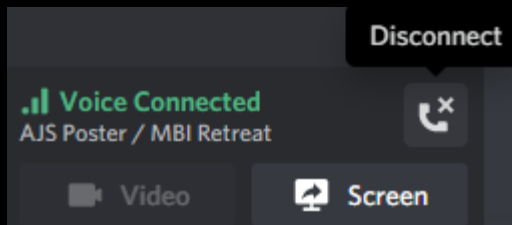
- 2) If you wish to share your video, select the “Video” button at the bottom left-hand corner.



- 3) Additionally, if you wish to mute or unmute, select the microphone icon at the bottom left-hand corner.

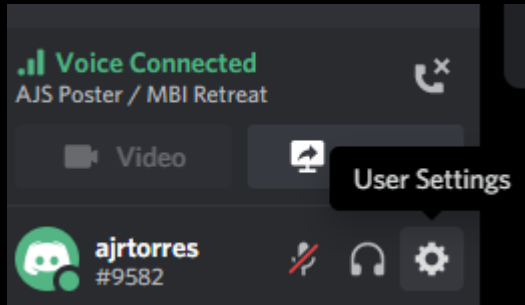


- 4) To disconnect from a “poster presentation”, select the disconnect icon at the bottom left-hand corner.

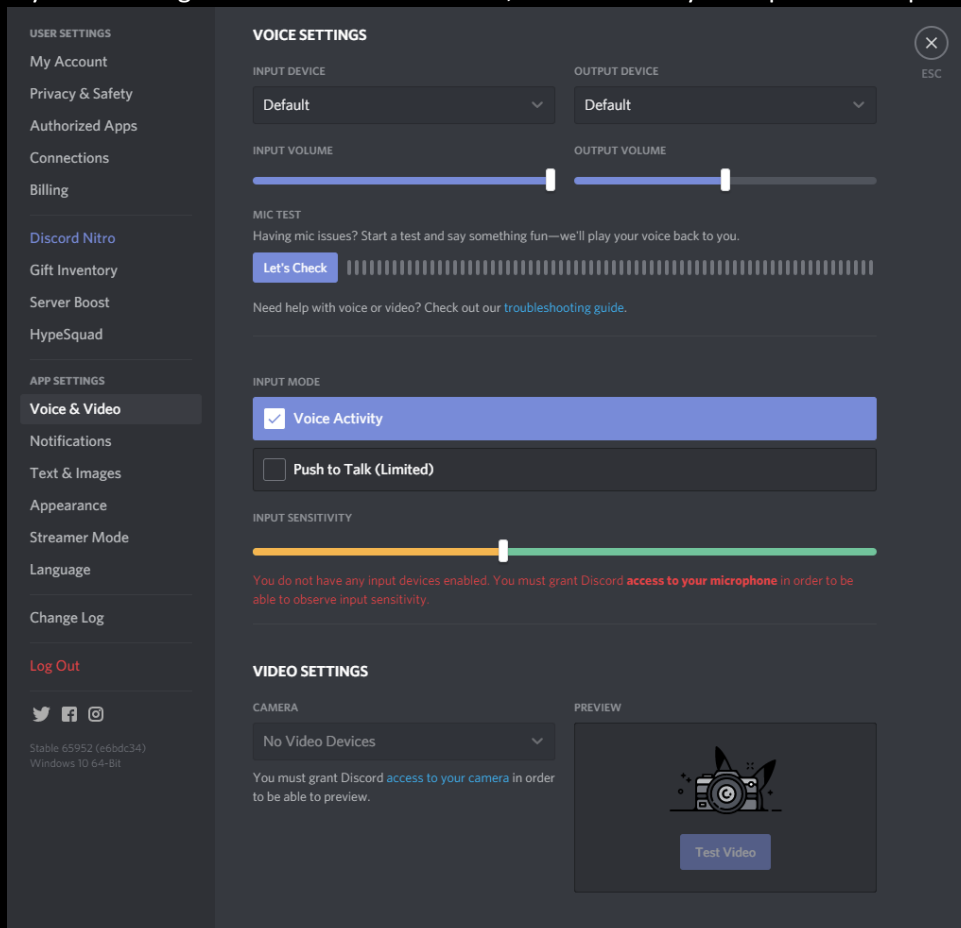


Troubleshooting

- 1) Select "User Settings"



- 2) If you're having issues on sound and voice, double check your input and output devices.



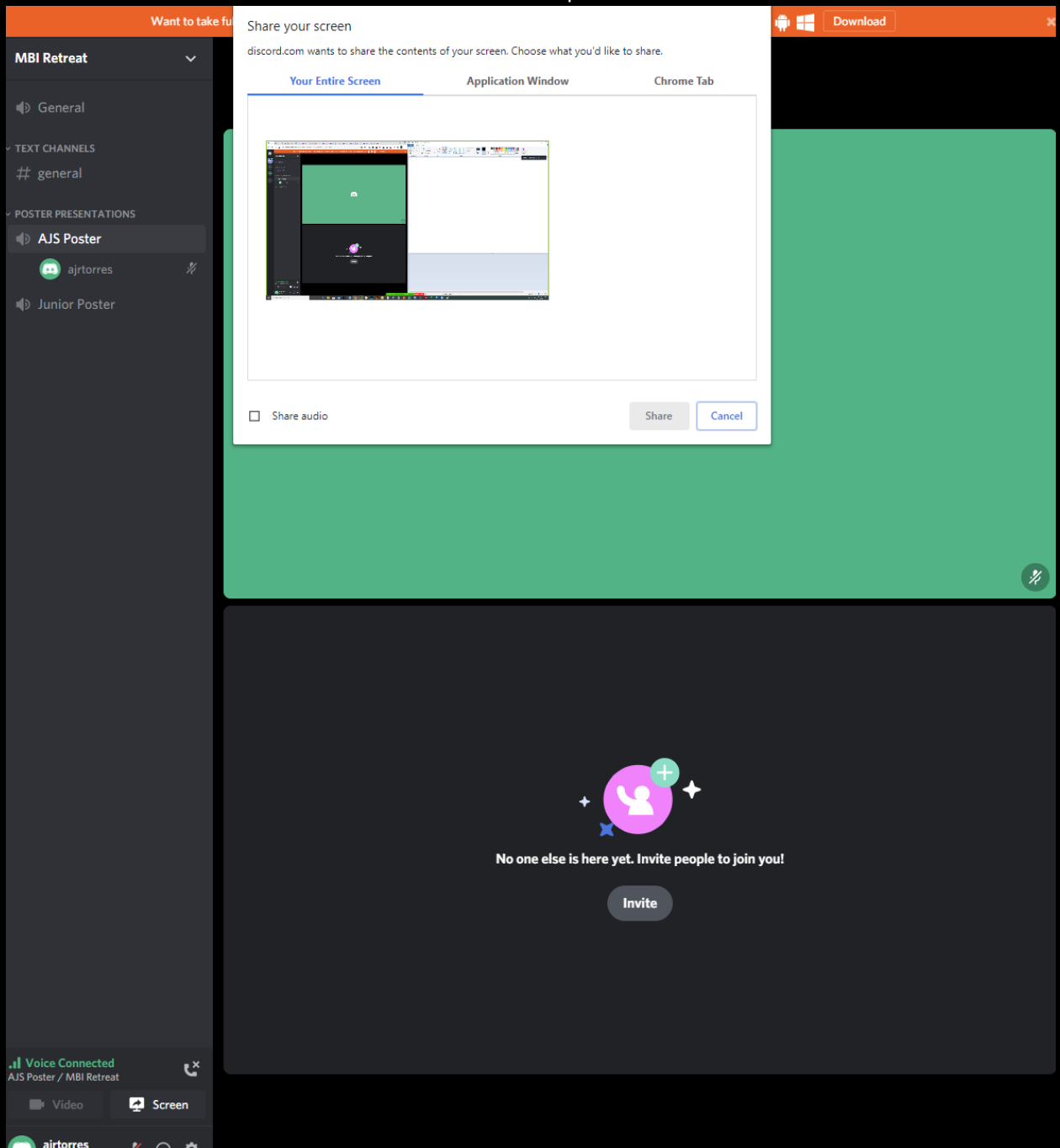
If you have further trouble contact Alex Sercel (asercel@ucla.edu) and/or Alejandro Torres (ajrtorres@ucla.edu).

Additionally, here is the discord troubleshooting guide.

https://support.discord.com/hc/en-us/articles/360045138471?utm_source=discord&utm_medium=blog&utm_campaign=2020-06_help-voice-video&utm_content=-t%3Apm

Instructions for poster presenters on how to set up a poster

- 1) Join your designated presentation server.
- 2) Click on the “Screen” button to share screen. Select the poster screen.



- 3) If you wish to share your video, select the “Video” button.

