


Boyer Hall Facilities News

Volume 1, Issue 6

<http://www.mbi.ucla.edu>

July 2007

BOYER HVAC COMPONENTS REPLACED



Facilities has begun to replace aging components in our HVAC system (Heating, Ventilation, Air Conditioning), a direct result of our recent discussions regarding our infrastructure. They have begun to replace actuators, and recalibrate and replace thermostats as well. This maintenance is critical, and after the work is completed, should provide us with a far more reliable system. We also have a new HVAC mechanic assigned to our building (Jorge) and he has done an excellent job diagnosing and repairing some of our long-term problems. The future is definitely looking cooler this summer.

We appreciate your cooperation while the repairs are on-going and apologize for any inconvenience. We will continue to communicate any outage or shutdown, and will seek your input before effecting repairs that could increase the temperature in the lab areas.

Please don't hesitate to contact the Building Manager regarding any concerns that you might have.

INSIDE THIS ISSUE

1	Boyer HVAC
2	Ultra Low Temperature Freezers
3	Back-up Freezer Program/Follow-up
4	Monthly Events/Did You Know

Ultra Low Temperature (ULT) Freezers




ULT freezers are one piece of lab equipment that is frequently subject to the “out of sight, out of mind philosophy” that is until the freezer fails. A ULT freezer failure frequently triggers an immediate sense of panic while the occupants scramble to save months or even years of invaluable research. The fickle nature of a -80 can never really be predicted, but there are things you can do.

- Defrost your freezer- At least once a year, and more often if needed, excessive ice damages seals and may cause a freezer to work harder than it needs to.
- Clean that small foam filter beneath the door- Yes it really is important. It is easy to rinse out and dry (keep a spare, that way you will always have a clean one to install while the other is drying).
- Maintain space around the freezer: Because compressors generate large amounts of heat, it is important to keep all areas around the freezer vents free from obstructions, such as boxes or other equipment. In addition, you should allow clearance between the freezer and neighboring walls or equipment of at least 5” in back and 5” on one side or the top. Obstructing the freezer’s vents will cause the compressors to work harder and shorten the freezer’s life. The cost of replacing compressors ranges between \$3000 and \$5000.
- Is your freezer getting on in years? (Check your UCLA Property Tag- The first two numbers represent the year it was purchased) Regardless of your freezer’s age you may want to consider an annual preventative maintenance schedule that includes things like:

- ✓ Check power cord condition
- ✓ Check and tighten all electrical connections
- ✓ Check compressor operation for high stage AMP draw
- ✓ Check compressor operation for low stage AMP draw
- ✓ Check condenser fan motor operation
- ✓ Clean condenser coil
- ✓ Inspect all cabinet penetrations for good seal and for signs of condensation damage
- ✓ Check condition of door gasket and hardware
- ✓ Check controller operation and calibration
- ✓ Check chart recorded operation, readout and calibration
- ✓ Test CO2 back-up system for correct operation
- ✓ CO2 injection set point
- ✓ Calibration
- ✓ Test switch operation
- ✓ Check battery and charger operation
- ✓ Check CO2 tank level
- ✓ Check overall freezer operation
- ✓ Provide additional recommendations

Remember- Maintain your ULT Freezer and it will provide years of reliable service.



Back-up Freezer Program

We will have some space available soon as one of our labs moves back into their freezer. The freezer occupancy is a dynamic situation and as such changes frequently. Please continue to develop multiple back-up strategies so that you are prepared for a freezer failure. We will continue to monitor the freezer occupants progress in repair or replacement of their non-working -80 freezers and maximize available space.

Follow-up Issues

Natural Gas

The natural gas to Boyer Hall has been restored. If you have any problems with the delivery system in your lab, please contact the Building Manager for instructions.

Hazardous Waste Schedule

Please remember the new Hazardous Waste Schedule has changed. The location of the pick-up is the new Orthopaedic Building (in the dock area). Pick-ups will be every week on Monday 10:30-11:00 am.

Please take extra care in transporting your hazardous waste; ideally waste should be transported in a large stable cart that provides a lip around the shelves (to prevent containers from slipping off the cart).

First Floor Renovations

We are working with Facilities to finish the first floor renovations by August 10th and hope to have our large conference room back on-line soon.

Lab Occupancy Sheets

To the labs that turned in their Lab Occupancy Spreadsheets, we appreciate your timely responses. We still have a few labs that have failed to turn in the spreadsheets, please return them ASAP. If you haven't returned the spreadsheet ..Please do. Updates to the sheet are due monthly, the August update should be submitted by August 3rd. Please remember to summarize any changes in occupancy on your accompanying e-mail.

AUGUST EVENTS

MBI LAB MANAGER MEETING

PLACE: MBI- ROOM # 130

DATE: AUGUST 31, 2007

TIME: 9:30

LIGHT REFRESHMENTS

BOYER DOCK HOURS

PLACE: BOYER DOCK

DATE: MONDAY – FRIDAY

TIME: 7:00AM 4:00PM

CHEMICAL WASTE PICK-UP

PLACE: OHRC

TIME: 10:30-11:00 AM


DAY: EVERY MONDAY

RADIOACTIVE WASTE PICK-UP

PLACE: BOYER DOCK

DATE: EVERY WEDNESDAY

TIME: 9:00 -9: 30AM



DID YOU KNOW

- Arrangements should be made with the Building Manager prior to moving electronics, lab equipment, freezers, or other large items into the hall. Disposal of these items is not a custodial function.
- That a new equipment purchase check list is now available (through the Building Manager) by request. This checklist will aid you in the purchase of equipment by many of the things that need to be considered, e.g. voltage, inside delivery, disposal of old equipment and more.
- We are currently in the process of selecting a new film developer and will be locating the new processor in a different room.
- That Dr. Volker Hartenstein will occupy the lab space formerly occupied by Dr. Iruela-Arispe.
- That additional information on contacts in an emergency can be found on the Building Manager's door (Room 128-Boyer Hall)

August 2007

Su	M	Tu	W	Th	Fri	Sat
			1	2	3	4
5	6	7	8	9	10	11
12	13	14	15	16	17	18
19	20	21	22	23	24	25
26	27	28	29	30	31	